

BLOWOFF TANKS

For Parker Steam Boilers 1 1/2 to 150 H.P.

115 Blowoff Tanks

The Parker Blowoff Tank

The Parker Blowoff Tank is a high-quality, heavy-duty tank properly designed with adequate volume to provide a safe and effective blowoff which is necessary for flushing steam boilers.

All tanks have been tested for the sizes of Parker Boilers listed and approved by the Manufacturer for safe and proper blowoff.

The Parker Blowoff Tank is recommended with all steam boilers. It is required by most local inspection jurisdictions.

ADVANTAGES

1. Safe Blowoff

The tank is properly designed for Parker Boilers to prevent unsafe pressure buildup and to eliminate the hazard of discharging steam and hot water to the atmosphere. Do not confuse the Parker with small tanks or separators that discharge steam unsafely out drain and vent.

2. Non-Restrictive

The tank has the proper size vent and generous storage capacity equal to at least double the amount of blowoff water. On Parker Boilers, this permits complete blowoff from full pressure so that scale and sediment can be thoroughly flushed from the boiler.

3. Special Drain Fitting

The internal drain pipe with syphon breaker is arranged to maintain a water storage equal to no less than the blowoff water volume when applied to Parker Boilers. The tank drains from the cooler lower level so that drain water does not normally exceed 140°F.

4. Blowoff Cooling Assembly

(Optional) When multiple boilers feed one Blowoff Tank, (or for special circumstances), the Parker Blowoff Cooling Assembly can be fitted to the tank outlet to cool blowoff discharge water to meet UPC standards.

5. Heavy Internal Baffle

The blowoff inlet baffle distributes the discharge uniformly to protect the tank shell for long life.

6. Heavy Construction

All tanks are designed for a minimum of 125 PSI even though they are vented to the atmosphere. Tank shell and heads are standardly 3/16" thick on tanks up to 20" diameter and 1/4" thick on larger tanks. Heavier tanks are available when specified.

7. Easily Cleaned


Convenient inspection and clean-out openings are provided so that the tank can be very easily inspected and cleaned.

8. Compact & Attractive

The tanks are designed to minimum diameters and with openings arranged so installation can be made against the wall or in the corner of the room for minimum floor space. Tanks are painted with an attractive, durable finish.

9. Codes

All tanks are manufactured and furnished in accordance with the ASME Boiler and Pressure Vessel code and American National Standard, ANSI/ASME BVP-VIII-1. Inspection and registration are with The National Board of Boiler and Pressure Vessel Inspectors. Blowoff Tanks also comply with the International Association of Plumbing and Mechanical Officials' Uniform Plumbing Code.




PARKER
BOILER CO.
NEVER A COMPROMISE FOR QUALITY OR SAFETY

5930 Bandini Boulevard
Los Angeles CA 90040
Fax (323) 722-2848
www.parkerboiler.com
Phone (323) 727-9800

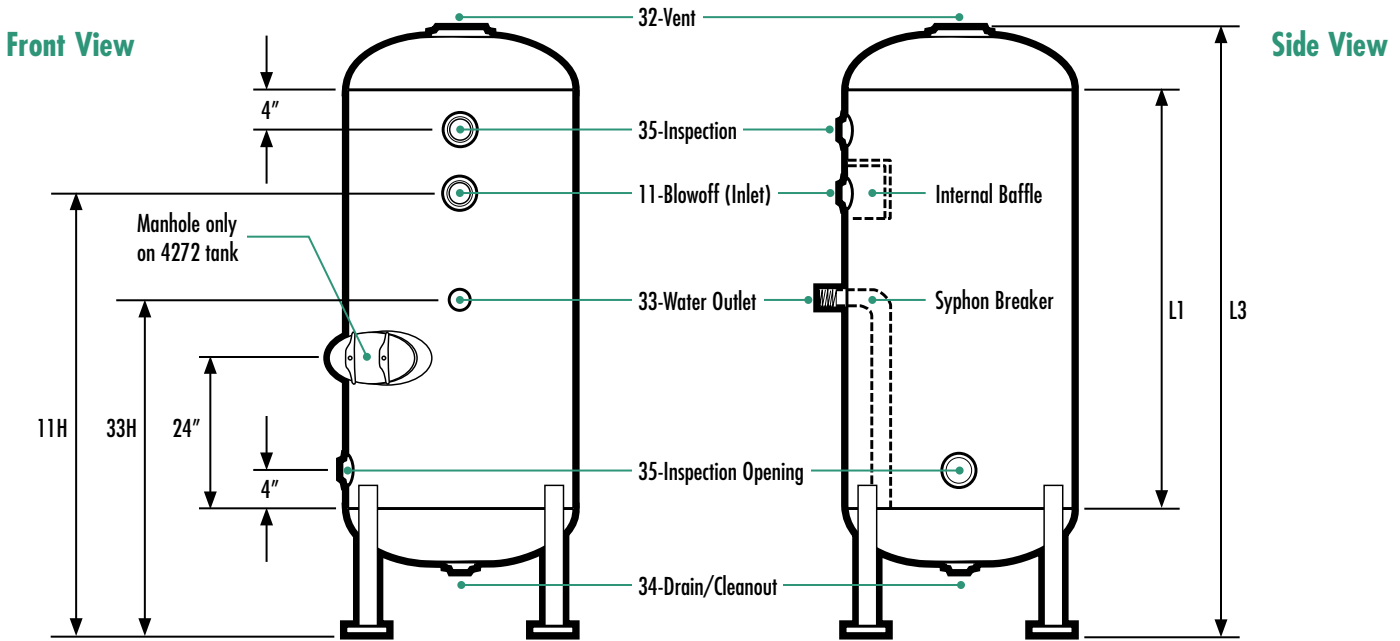
BROCHURE 115 043

BLOWOFF TANKS

For Parker Steam Boilers 1 1/2 to 150 H.P.



115 Blowoff Tanks



No.	ITEM	UNITS	BLOWOFF TANK MODEL						
			BD1248	BD1648	BD2048	BD2448	BD3048	BD3672	BD4272
	Parker Boiler Size, Maximum	HP	12	16	30	40	50	115	150
	Maximum Working Pressure	PSI	125	125	125	125	125	125	125
	Blowoff Capacity (1/2 tank)	Gal	12	24	39	57	92	189	266
	Shell and Head Thickness	In	3/16	3/16	3/16	1/4	1/4	1/4	1/4
	Diameter	In	12	16	20	24	30	36	42
L1	Shell Length	In	48	48	48	48	48	72	72
L3	Height Overall	In	66	68	71	73	76	103	106
11	Blowoff Inlet Size	In	1	1	1-1/4	1-1/4	1-1/2	2	2
11 H	Blowoff Inlet Height	In	47	48	49	50	52	67	69
32	Vent Size - NPT	In	2-1/2	2-1/2	3	3	4	5	5
* 32L	Minimum Reduced Vent Line Size for up to 150 PSI-NPT	In	2	2	2-1/2	2-1/2	3	4	4
33	Water Outlet Size	In	1	1	1-1/4	1-1/4	1-1/2	2	2
33H	Water Outlet Height	In	35	36	37	38	40	53	55
34	Drain/Cleanout Size	In	2	2	2	2	2	2	2
35	Inspection Opening Size	In	1-1/2	1-1/2	2	2	2	2	2
	Shipping Weight	Lbs	180	220	295	435	575	930	1095

Notes

- Standard Tanks comply with A.S.M.E., Uniform Plumbing, State of California, and City of Los Angeles Codes. Tanks are registered with the National Board.
- Tank sizes shown are for Parker Boilers only. For other makes of boilers, the blowoff capacity of the tank must be at least one Blowoff volume.

- Tanks that comply with the National Board "Boiler Blowoff Equipment Recommendations" are available with heavier construction and special openings at additional cost. Add *NB after part number.

* Consult local inspection authority for approval before reducing vent line to size shown above.

5930 Bandini Boulevard
Los Angeles CA 90040
Fax (323) 722-2848
www.parkerboiler.com

Phone (323) 727-9800

PARKER
BOILER CO.